
Recycle Devon Scout Badge



**"Leave this world a little better than
you found it."**

**Lord Robert Baden-Powell – founder of
the Scouting movement**



Leader Resources

By earning this badge your Scouts, Cubs and Beavers will become more confident about what to recycle and how to reduce their waste.



Recycle Devon Scout Badge

Recycle Devon, and Devon Scouts are working together to keep our countryside and beaches clear of rubbish, by helping Scouts pick up litter in their local area, recycle more and waste less.

Learning to Reduce, Reuse and Recycle is fundamental to living well on our planet. Our seas are full of plastic waste and our countryside is littered with rubbish.

By helping Scouts, Cubs and Beavers to use the 3Rs and by involving them in initiatives that clean up their local environment we hope that Devon Scouts, their leaders and parents can help look after Devon and the world for future generations.

This pack contains everything you need as a leader to help your Beavers, Cubs and Scouts earn their special Recycle Devon badge and record their progress. The activities can be done through a series of sessions or pick and choose those that will suit your program. This guide also contains links to Activity and Skills badges.

“Never has this badge been more relevant; pictures from documentaries Blue Planet and Our Planet have vividly shown us the harm we are doing to the world.

“Climate change activist Greta Thunberg has been at the forefront of a powerful youth movement showing young people that their involvement is essential in caring for the environment and preserving our world’s resources.

“Sustainability also runs through the veins of the Scouting movement, as Baden Powell once said: “we should all leave the planet a little better than we found it.”

***Councillor Andrew Leadbetter
Chair of Devon County Scouts***

Beavers

Beavers should complete 6 of the 12 challenges below, with at least one from each section.

General

- Learn the 3 Rs actions and teach them to someone else.
- Draw a poster about the 3 Rs.
- Take part in a Litter Pick or Beach Clean.

Reduce

- Explain to a Leader what **Reduce** means and talk about a way you could do this.
- Show a Leader something you use or do that has reduced your waste (e.g. Having a reusable water bottle or learning to use paper on both sides before throwing it away).
- Ask your family to make a choice that reduces your waste.

Reuse

- Explain to a Leader what **Reuse** means and talk about a way you could do this.
- Make something useful out of junk (e.g. bird feeder from a plastic bottle – see instructions in the Resources section below).
- Find out where your nearest Reuse drop-off point is. This might be at your local Recycling Centre or it could be a secondhand shop.

Recycle

- Explain to a Leader what **Recycle** means and talk about a way you could do this.
- Help your parents to recycle at home for one week.
- Show that you know what can and can't be recycled in your local area.

Cubs

Cubs should complete 12 of the 20 challenges below, with at least one from each section.

General

- Learn the 3 Rs actions and teach them to someone else.
- Record a video showing someone how to do the 3 Rs actions.
- Draw a poster or write an information leaflet about the 3 Rs.
- Take part in a Litter Pick or Beach Clean with your Cub Pack, school or another community group.
- Find out about Energy from Waste plants in Devon.
- Complete a mini Waste Audit by looking at and recording the waste you create as a Cub Pack. Make a plan to reduce, reuse and recycle your Pack's waste. Use our handy mini Cub Pack Audit Sheet and Action Plan found in the Resources Section.

Reduce

- Explain to a Leader what **Reduce** means and talk about a few ways you could do this.
- Record how much waste you produce in a week and think of ways you could reduce it. (Use our table for recording or auditing your own waste).
- Show a Leader something you use or do that has reduced your waste (e.g. Having a reusable water bottle or learning to use paper on both sides before putting it in the recycling bin).
- Persuade someone else to reduce their waste. This could be by showing them how to reduce their food waste, or by suggesting alternatives to single use plastic like a reusable coffee cup.

Reuse

- Explain to a Leader what **Reuse** means and talk about some ways you could do this.
- Make something useful out of junk (e.g. bird feeder from a plastic bottle – see instructions below).

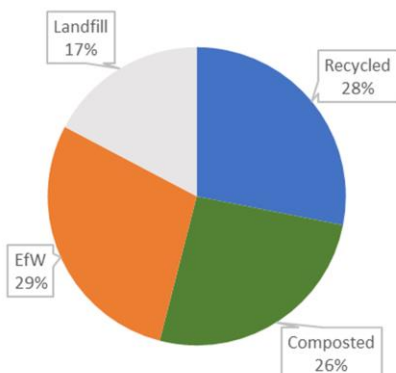
- Find out where your nearest Reuse drop-off point is. This could be at your local Recycling Centre or it could be a secondhand or charity shop.
- Find out where your nearest repair shop is; this could be a seamstress who does repairs, an electrical shop that does repairs or a local Repair Café. If there isn't one nearby - talk to your local community about starting one.

Recycle

- Explain to a Leader what **Recycle** means and talk about some ways you could do this.
- Find out the current figures for how much of what we throw away is recycled or composted in Devon. Our website might help you: <http://zone.recycledevon.org>
- Help your parents to recycle at home for one month. Find out when the recycling is collected and help sort and put it out.
- Show your Leaders that you know what can and can't be recycled in your local area – check your local District facilities and see our factsheets here: <http://zone.recycledevon.org/practical-information>.
- Set up a wormery or compost heap. This could be at home or with your Cub group.
- Find out where your nearest Household Waste Recycling Centre is and visit it with an adult to drop off some recycling or go to the Reuse shop. See our website: <https://www.devon.gov.uk/wasteandrecycling/centre/>

HOW MUCH DOES DEVON RECYCLE?

Household Waste by Treatment Method 2017/18



These figures are from 2017-2018. Food waste is composted in a recycling process called anaerobic digestion. Devon is one of the best counties in the country, with a recycling rate of 54%.

Scouts

Scouts should complete 20 of the 27 challenges below, with at least two from each section.

General

- Learn the 3 R Actions, teach someone else how to do them and write instructions or record a video about how to do them.
- Talk to someone who works in the waste industry, this could be someone at an Energy from Waste plant or Recycling Centre, or someone from the waste team at your local District Council or at Devon County Council, or another waste related occupation like a street sweeper or waste collector. Think of some questions to ask them and record your answers in some way.
- Do a Litter Pick or Beach Clean with your group or participate in a school or community activity.
- Take part in a Community or School Action Day to raise awareness of plastic in the environment.
- Find an area in your local environment that needs clearing up and do a litter pick. Record before and after photos and share them with the Recycle Devon team on Facebook or Twitter (tag in @recycledevon).
- Find out about Energy from Waste plants in Devon. See if you can arrange a trip for your school.
- Write a letter to your local MP or District or County Councillor asking them to take action to reduce waste in Devon. See the Resources section for a template.

Reduce

- Think of ways to **reduce** your waste or plastic use and record them on a poster or leaflet to show to your Leader.
- Write a record of plastic you use and throw away – use our useful table below
- Do something to reduce your waste – you could get your family to swap to milk delivered in glass bottles or start refusing plastic straws in drinks when you are out and about.

- Find out if your community or school is part of the Plastic Free movement. If not, then why not start a Plastic Free campaign in your community or school. See SAS resources online.
- Find out about the Refill campaign. Ask your school to be a Refill School and find a building, business or shop that would like to be a Refill Station. Help them to register on the Refill app.
- Organise a surplus food event or find out about Community Fridges.

Reuse

- Find out about where you can drop off items for Reuse in your area – check out your local Household Waste Recycling Facility, secondhand shops or a Reuse shop.
- Find out about Repair Cafés and repair businesses in your area. Go to one and take along an item to be mended.
- Find out about people who repair things (it could be sewing, bikes or computers) in your local area. You could invite someone to talk about what they do.
- Learn how to mend something – this could be anything – from darning a hole in a jumper or sock to fixing a broken screen on a mobile phone.
- Upcycle something. See our guide here:
<https://www.recycledevon.org/reuse/upcycling>
- Make something useful from junk. You could make a bird feeder from a plastic milk bottle or turn a yogurt pot into a plant pot. Make sure that the item can be recycled afterwards, i.e. don't cover it in non-recyclable glue and paint and avoid glitter. See our instructions in the Resources Section.



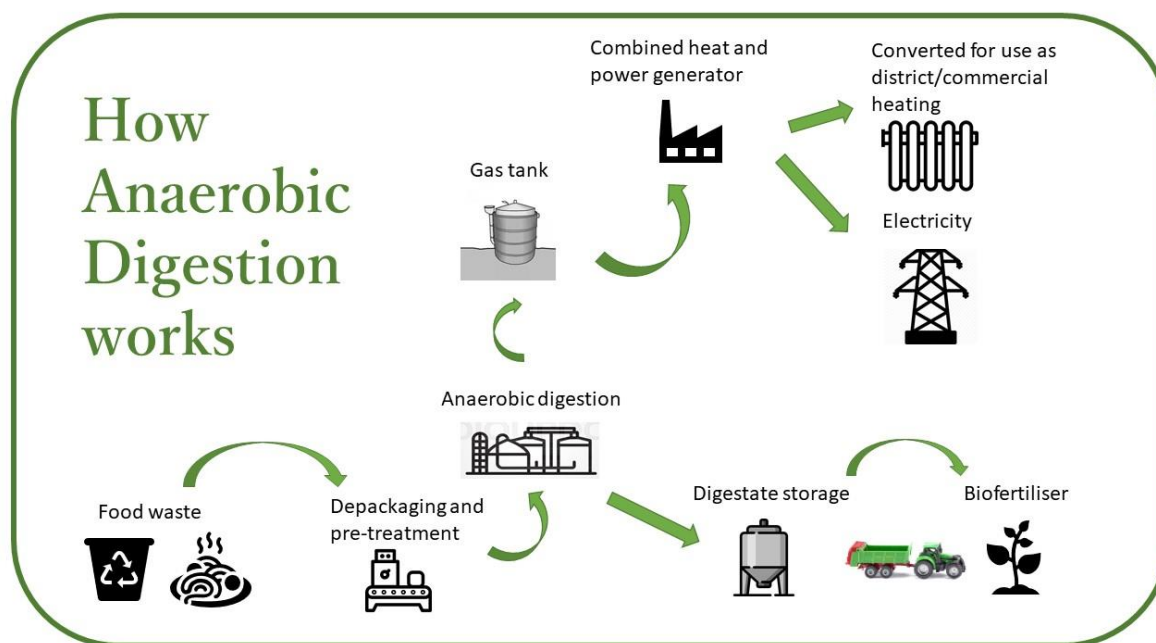
A Repair Café is run by volunteers -and helps people by repairing and mending items that would otherwise get thrown away. There are 10 active Repair Cafés across Devon

Picture copyright Mark Burley Photography

Recycling

- Know what you can recycle at home and when it is collected – check your local District facilities and see our factsheets here: <http://zone.recycledevon.org/practical-information>
- Find out the current figures for how much waste in Devon is recycled or composted. Our website might help you: <http://zone.recycledevon.org>
- Help sort recycling in your home for three months.
- Investigate how your Scout troop recycles materials where you meet.
- Find out where your recycling goes and what different recycled items can become.
- Find out where and how food waste is recycled in Devon. Present the information to your troop in an interesting and informative way. This could be through a video or sketch, or a poster.
- Set up a recycling scheme at home, school or at your Scout hut. See Terracycle for difficult to recycle items. You can raise money for your group in this way.
- Set up a wormery or compost heap at home or with your Scout group. Record in some way what lives in it and how it progresses.

WHAT HAPPENS TO YOUR FOOD WASTE?



Food produces a dangerous greenhouse gas called methane when it decomposes. By recycling food waste using anaerobic digestion, methane can be collected and burnt to make electricity. Most District councils in Devon now collect food waste to recycle it in this way.

RESOURCES

1. Instructions for a plastic bottle bird feeder
2. Cub or Scout Audit Sheet and Action Plan
3. Table for recording plastic use
4. Template letter for Councillors and MPs
5. Index of Badge Links

Instructions for Junk Modelling: How to make a Bird Feeder from an old water bottle

Materials:

- Water bottle with cap
- Scissors
- String
- 2 pencils or 2 dowels/thin pieces of wood
- Bird seed



Method:

1. Using a dry and clean plastic water bottle attach the lid and make a hole halfway up the bottle. Make another hole halfway up the bottle on the opposite side. Now poke the pencil or dowel through the water bottle.
2. Make another pair of holes near the bottom of the bottle, at right angles to the first set. Poke the other pencil or dowel through. You have made 2 perches for the bird feeder.
3. Carefully make a hole in the cap of the bottle and thread through the string to form a loop. Make a secure knot to attach the loop.
4. Fill the feeder with bird food. Carefully cut out holes to allow some of the food to be accessible to the birds just above each perch hole.
5. The feeder is now ready to hang up. Place in a position away from cats and other predators and watch and wait for the birds to arrive.
6. Your choice of food will determine what kinds of birds you see arrive at the feeder. Sparrows and tits like large seeds like sunflowers. Finches like smaller seeds like niger seeds. Robins and blackbirds like a few mealworms. Larger birds like woodpeckers and jays will like big seeds and nuts like peanuts and maize.

For a useful tick list of garden birds see the [Nature Detectives](#) worksheets from The Woodland Trust



Cub Pack Audit Sheet and Action Plan

This sheet will help you to think about how your Pack can get better at the 3Rs – Reduce, Reuse, Recycle.

General

Do your leaders know the 3Rs (Reduce, Reuse, Recycle)?	Yes/No
Do your leaders know what happens to the rubbish from your meeting place?	Yes/No
Does your group consider their waste a problem?	Yes/No

Reduce

Do you use both sides of paper at Cubs/Scouts?	Yes/No
Do you have a scrap paper drawer?	Yes/No
Do leaders print out paper copies of letters?	Yes/No

Reuse

When you have an event or go camping as a group do you use washable cutlery and plates?	Yes/No
Do you use napkins or kitchen roll at events or camping?	Yes/No
Does uniform (jumpers/shirts/neckers) get used again?	Yes/No

Recycle

Is there a recycling bin at the place where your group normally meets?	Yes/No
When you have food for events do your leaders calculate exactly how much you need to reduce food waste?	Yes/No
Does your group use recycled products like paper and plastic?	Yes/No

Look in the bin at the end of a Cubs or Scout session. Record the contents here:

One you have answered all the questions, it's time to make your Action Plan.

ACTION PLAN

Think of some ways you can reduce, reuse or recycle more in your Cub or Scout Group:

Reduce

E.g.

Reuse

Recycle

Look in the bin at the end of a Cubs or Scout session in the term after you have implemented these changes. Record the contents here:

--

Have you reduced the rubbish that your Cub or Scout group creates?

Check again at the end of term. Keep an eye on it!

(Adapted from Lucy Siegle's book – Turning the Tide on Plastic)

13

Template letter for Councillors and MPs

Your name
Scout/Cub/Beaver group
Scout group address

Date

Name of Councillor/MP
Address

Dear [Title and name of Councillor/MP]

I am a Scout/Cub/Beaver with [Name of your group]. We have recently been doing some work for our Recycle Devon badge and we have become aware of the problems we have worldwide with waste, especially plastic pollution in the oceans.

We have found out that 12.7 million tonnes of plastic is being put in our oceans worldwide every year, that's a bin lorry load every minute. We have seen pictures of plastics trapping seals, whales and turtles and we have found out that seabirds are dying because there is plastic in their food. We want to stop this plastic from being in the seas in the first place. We want to protect our beautiful beaches and our marvelous marine life around world and along the Devon coastline.

We also know that plastic from litter in our streets gets into our rivers and then into the sea. We think we all have a part to play, which is why our group is doing/has done a litter pick/beach clean in our local area on the [enter date of litter pick or beach clean].

We would like to ask you to support work to reduce our unnecessary plastic waste, especially when we buy stuff from supermarkets. We would also like there to be tough action on plastic from large corporations, in line with the Plastic Pact, that has already been signed by over 40 large companies.

Thank you for supporting us in this very important issue. We want the world to be a better place when we grow up.

Yours hopefully,

[Sign your name here]

Index of badge links

Beavers

Beavers can earn parts of other badges by completing the challenges listed on page 3.

	Half of the Creative Badge can be earned by completing a junk building challenge, learning the 3Rs actions, then teaching them to someone and drawing a poster.
	By designing, planning and making something useful out of junk Beavers can earn most of their Builder Badge . They can complete the badge by explaining what they have made and why.
	The first part of the Global Issues Badge can be earned by explaining to a leader what reduce, reuse and recycle mean and by helping to recycle at home
	Parts of the My Skills Badge can be completed by learning the 3Rs actions and making a poster and a model.
	If Beavers take part in a Litter Pick they have completed an outdoor activity, so have earned part of their My Adventure Badge .
	A Litter Pick is likely to help members of the local community, so Beavers earn part of their My World Badge . Children can also be reminded how their Promise includes doing things that benefit their local community.
	A Litter Pick includes working with other people, so if the Litter Pick was carried out with other Beavers, Cubs or Scouts then part of the Teamwork Badge is covered.
	Parts of this badge can be framed in a way to cover parts of the Community Impact Badge . If Beavers are aware of parts of their local area (beaches or open green spaces) that are usually covered in litter, then cleaning up those areas has a positive impact.

Cubs


Cubs can earn parts of the following badges by carrying out the activities and challenges on pages 4 and 5.

	Part of the Artist Badge can be earned by drawing a poster about recycling at Cubs, by making a junk model and by recording a video teaching other Cubs about the 3Rs actions.
	Cubs can complete part of their Communicator Badge by talking to a leader about Reduce, Reuse and Recycle.
	Cubs can complete nearly all the Environmental Conservation Badge by completing the activities and challenges listed here. They will learn about recyclable and non-recyclable materials and how to separate them, find out where to take hard to recycle items, litter picking can help clear a local area of rubbish or be part of an anti-litter campaign.
	Part of the Global Issues Badge can be completed by a mini waste audit of your group. This can easily be done as a team or group activity. There are a variety of International Awareness Days that can be used to tie in with parts of this badge such as The Pod's Waste Week in March, Global Recycling Day (18 th March) and World Earth Day (22 nd April).
	Cubs who make a bird feeder from a plastic bottle will complete part of their Naturalist Badge .
	Cubs can cover part of their Scientist Badge by setting up a wormery or compost heap.

	Parts of the <i>Our Skills Challenge Badge</i> can be completed by learning the 3Rs actions and making a poster and a model.
	If Cubs take part in a Litter Pick they have completed an outdoor activity, so have earned part of their <i>Our Adventure Challenge Badge</i> .
	Cubs can earn part of their <i>Our World Challenge Badge</i> by being part of the process to identify that a litter pick or beach clean will benefit their local community. By participating in this badgework children will be doing activities about the environment.
	A Litter Pick includes working with other people, so if the Litter Pick was carried out with other Beavers, Cubs or Scouts then part of the <i>Teamwork Badge</i> is covered.
	Parts of this badge can be framed in a way to cover parts of the <i>Community Impact Badge</i> . If Cubs identify that there are local areas with a litter problem and they can organize a litter pick they will have a positive impact on the local community.

Scouts

There are parts of some Scout Badges that can be earned by completing sections of the Recycle Devon Scout Badge.

	Scouts who complete an upcycling project and create something useful from recycled materials or junk can earn their <i>Craft Badge</i> .
---	---

	Scouts who learn to mend something can complete parts of their DIY Badge .
	Scouts who can show they are competent electricians by mending something electronic can complete parts of their Electronics Badge .
	The Recycle Devon badge can contribute a large part towards the Environmental Conservation Badge . Scouts need to identify local environmental issues such as recycling in their meeting place or on camp, or by litter picking on a local beach or green space.
	Scouts can complete part of their Creative Challenge Award by designing and constructing a model from recycled materials.
	Part of the Skills Challenge Award can be completed by mending or customizing an item of clothing.
	Parts of this badge can be framed in a way to cover parts of the Community Impact Badge .