

# Container Check: Reuse, Recycle and Compost






You are going to find out which rooms in your school have containers for reusing, recycling and composting, and whether these containers are clearly labelled. (Clear labels make it much easier for pupils and teachers to reuse, recycle and compost.)

## Instructions

1. Walk around the school, visiting every classroom and office.
2. If somebody is in the room, knock on the door and ask whether you can pop in.
3. Without disturbing people who are working, find an answer to each question.
4. Record your results in the table below using Y for 'yes', N for 'no'.
5. Discuss your results. What does your school need to do to get even better at reusing, recycling and composting?

Date:	♻️ reuse		♻️ recycle		♻️ compost	
Room	Does the room have a tray for paper for reuse (e.g., a scrap paper drawer)	Is it clearly labelled?	Does the room have a recycling container?	Is it clearly labelled?	Does the room have a compost caddy?	Is it clearly labelled?
<b>Example</b>	<b>Y</b>	<b>N</b>	<b>Y</b>	<b>N</b>	<b>N</b>	<b>N</b>

Date:	 reuse		 recycle		 compost	
Room	Does the room have a tray for paper for reuse (e.g., a scrap paper drawer)	Is it clearly labelled?	Does the room have a recycling container?	Is it clearly labelled?	Does the room have a compost caddy?	Is it clearly labelled?
<i>Example</i>	<b>Y</b>	<b>N</b>	<b>Y</b>	<b>N</b>	<b>N</b>	<b>N</b>
TOTAL 'NO'						